

Android Phones Version 4.2 and Above

Follow the below steps to configure your phone **WIFI Settings**. **NB//** this only applies to Android phones

1. Navigate to **WIFI Settings** on your android phone and turn on the adapter, a list of **SSID** (WIFI Connection) available is displayed as shown below:



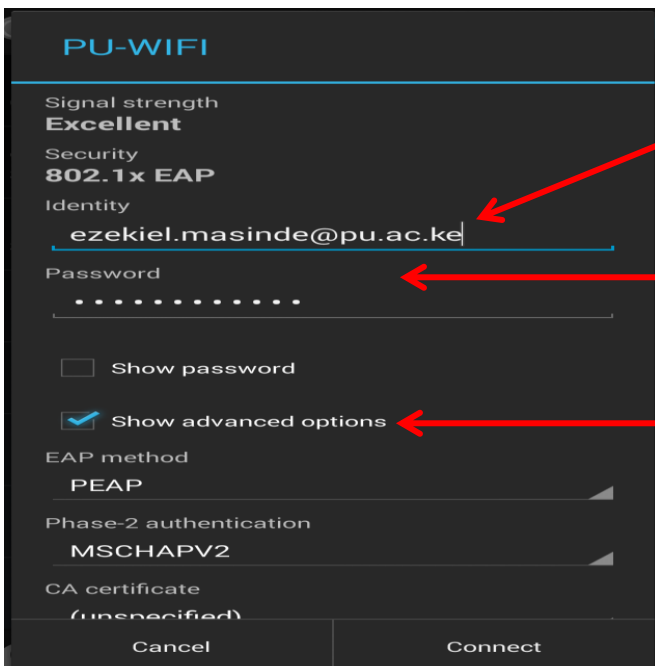
Available WIFI SSID with Strong signal

Tab on either **PU-WIFI** or **eduroam** or to establish connection

PU-WIFI is used here for illustration

NB// eduroam – education Roaming for campus Staff & Students, use this to get benefit of accessing internet on any University with **eduroam** service e.g. TUM, UON, KU etc. using same credentials.

2. On **Identity** Section, type your **Username** and **Password** below. **//NB** Username **MUST** include the domain **@PU.AC.KE**; Username is similar to your campus mail address provided to you by ICT, Password is your Reg. No Including / characters



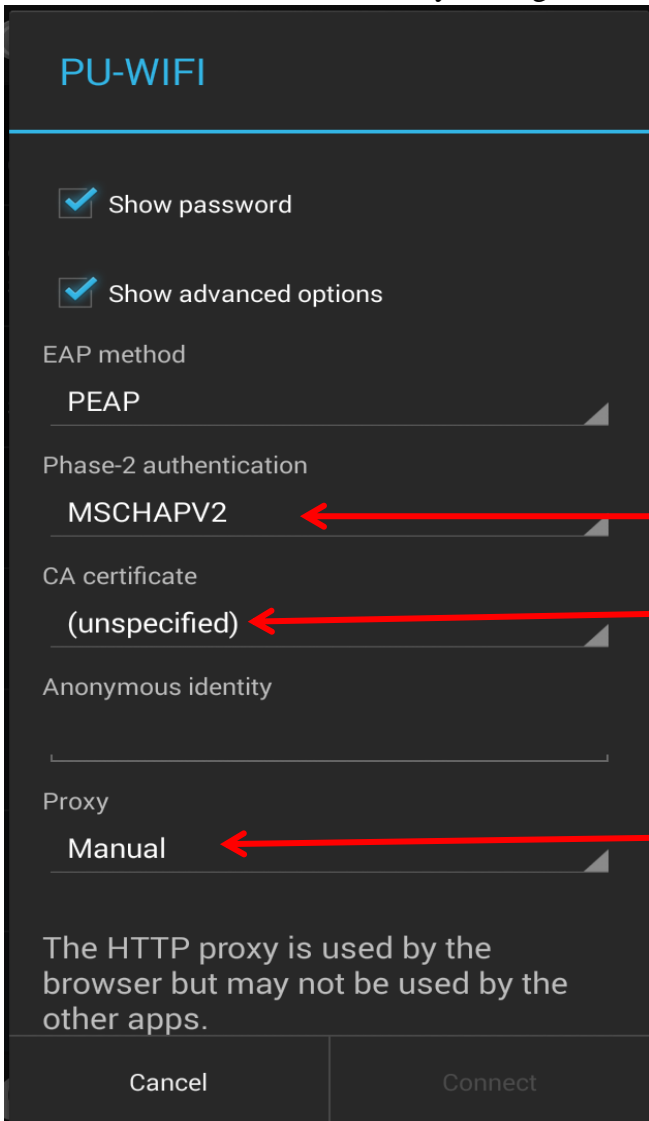
Type Your **Username** e.g.
ezeziel.masinde@pu.ac.ke

NB// For 1st Years 2018/2019 & 2nd Years 2017/2018, Use your **RegNo@pu.ac.ke**. e.g. **i72pu335317@pu.ac.ke**

Type your Reg. No as a **Password**
e.g. **I72/PU/3353/16**

Check the chebox to show **Advance Option**

3. On **Phase-2 authentication** Section, Select **MSCHAPV2** and **Proxy** Section Select **Manual** and scroll down to edit Manual Proxy Settings



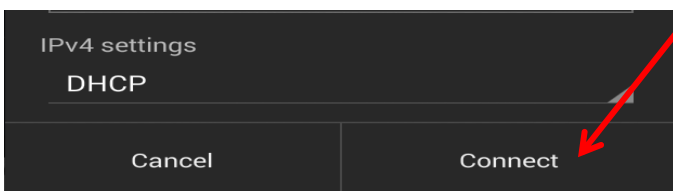
From the list select
MSCHAPV2

For **android 7.0** and **above** select
'Do Not Validate' option to specify
CA Certificate

Leave the Proxy Section as **None**

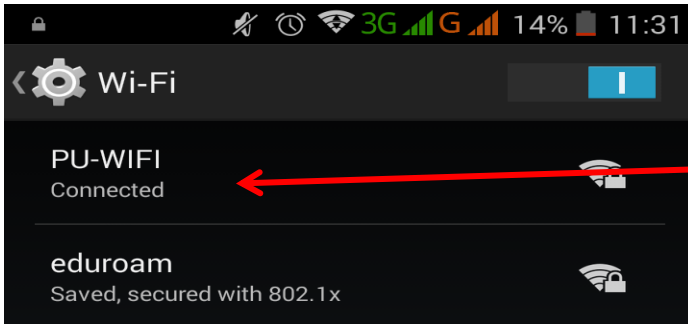
Finally **Tab Connect** Button to complete
connection (Step 4)

NB// Incase the **Connect** button is inactive
revert to **CA Certificate** above and select **'DO
NOT VALIDATE'** option. This applies to
Android phone above version 7.0



4. Finally **Tab Connect** Button to connect as shown above. A connection is displayed as connected as shown below.


//**NB** If you get **authentication error** check your Username and Password



A successful Connection to **PU-WIFI** displayed as connected

Prepared By:

Kenneth Cheruiyot
ICT Technician



Approved By:

Athman Masoud.
Web Administrator

